

MOVE THE WORLD FORWARD **MITSUBISHI
HEAVY
INDUSTRIES
GROUP**

PBV/PBF20-25N3(R)(S) SERIES (2.0 - 2.5 TONS)



PREMIA EM PLATFORM POWER PALLET TRUCKS

WHEN
RELIABILITY IS
EVERYTHING...

 **MITSUBISHI
FORKLIFT TRUCKS**

SMALL IN SIZE... BIG ON PERFORMANCE

The PREMIA EM range is available in three variations: foldable platform, fixed platform rear entry and fixed platform side entry. Each truck is available in either 2 ton or 2.5 ton capacities. All trucks feature a heavy-duty chassis in 3 possible sizes: mini, junior and senior to suit all battery requirements. The mini chassis is also the shortest on the market.

SPECIFICATIONS

PBV20N3

PBF20N3R

PBF20N3S

PBV25N3

PBF25N3R

PBF25N3S



PREMIA EM

PLATFORM POWER PALLET TRUCKS

The patented DriveSteady system ensures outstanding drive wheel pressures, excellent shock abortion and side stability when cornering - making PREMIA EM a milestone power pallet truck.

The ergonomically shaped, best-in-class ErgoSteer tiller head features easily accessible controls that allow the operator to manoeuvre the truck comfortably, safely and intuitively, keeping their focus on the job at hand.

Within PREMIA EM, connectors and sensors are sealed to protect from dust, water and debris, enabling long service intervals, less maintenance and maximum uptime.



BRAKES

- **Parking brake**
Automatically activated when necessary for extra safety on ramps.

DRIVE

- **Powerful, sealed AC motor**
High torque for greater efficiency. No carbon brushes mean lower servicing requirements.
- **Sealed transmission**
Shock-resistant, quiet and requires little maintenance.
- **Dust-shielded load wheels**
Less maintenance and component replacement required.

ELECTRICAL AND CONTROL SYSTEMS

- **Waterproof wiring and connectors**
Sealed compartment prevents system failure and corrosion from water and dust.
- **Combi controller lift system**
Proportional rocker switch control for lifting and lowering.
- **Versatile battery compartment**
Accommodates traditional DIN or BS size batteries to ensure maximum compatibility with user equipment.
- **Battery access**
Battery can be accessed from above to check electrolyte status or (optional) pulled out on steel rollers for battery change over.
- **Mounted battery plug**
Plug is contained within a tray so there is no risk of loose cables getting caught when changing the battery.





FORKS

- **Robust forks**
Strong welded construction with rounded tips for effortless pallet entry.
- **Market-leading lift height of 220mm**
Ideal for handling on steep ramps, loading docks and uneven surfaces, even when using recycled pallets.
- **Tapered forks**
Access to pallets in racks or block stacks is easier, quicker and safer.

FRAME AND BODY

- **Two linked castor wheels**
In addition to the load wheels for added stability. Increases comfort for the driver and safety for the load.
- **Shared components in low lifters**
Service costs and downtime are kept to a minimum.
- **DriveSteady**
Innovative patented traction, dampening and stability systems are all optimised to accommodate exceptional damping and work in close harmony with a unique castor wheel design, providing unequalled comfort on uneven surfaces with maintained stability when cornering.
- **Steel-plated rear bumper**
Bumper is angled low to prevent foot injuries.
- **Compact chassis**
Robust and highly optimised to be the shortest in its class.





OPERATOR COMPARTMENT AND CONTROL

- **PIN-code access**
Stops unauthorised truck use and keeps you aware of who's operating at all times.
- **Choice of three operating modes (PRO, ECO and Easy)**
Different driver modes: PRO for advanced drivers, ECO for low energy consumption, Easy for sensitive goods or beginners. (Option)
- **Ergonomic ErgoSteer tiller head**
Best-in-class, weather-protected and impact-resistant tiller head with large, easy-to-reach buttons placed at a patented ergonomic distance for reduced fatigue and safer operation. IP65 rated.
- **Long tiller arm**
The standard mechanical steering option offers easy steering for low-intensity work.
- **Power steering**
Power steering on short tiller arm has a reduced steering angle for comfortable, precise control and smooth cornering. (Option on PBVN3 models).
- **TractionPlus**
Spring-loaded and hydraulic system works with DriveSteady to continuously increase drive wheel pressure. This ensures optimum traction and proportionally increase drive wheel pressure with increasing load weight on all surfaces for highest productivity and safety.



OPERATOR COMPARTMENT AND CONTROLS

- **Comfort steering**

Electric-powered steering without arm offers less operator fatigue in combination with the ergonomic platform. (Standard on PBF20 / 25N3S, option on PBF20 / 25N3R)

- **Ultra-low step height**

Operators stay more productive throughout shifts thanks to easy on/off access - an important feature on side entry trucks frequently used for order picking operations.

- **Dampened platform**

Foldable platforms and side/rear entry platforms are dampened to ensure minimum vibrations and bumps for greater operator comfort. (All models).

- **Adjustable EasyRide electric dampening**

Unique electric dampening capability allows operator to adjust the platform to their weight - ideal for applications on ramps or loading docks. (Option on side / rear entry platform trucks).

- **Foot protection**

If the operator's foot is outside of the platform, the truck reduces speeds and stops to prevent risk of injury. (rear entry models only)

- **Foldable side bars**

High, cushioned ergonomic side bars can be moved up or down and can be quickly switched to suit different operations.

- **Cast iron driver platform**

Robust and cushioned.

- **Battery discharge indicator**

Fitted as standard for battery protection and preventing deep discharge.

- **Multi-function display**

Shows truck mode, status and drive speeds using easy to read icons, as well as error codes. (option)



OTHER FEATURES

- **RapidAccess features**

These allow quick and easy entry to all areas for checks and maintenance.

- **Storage compartment**

Operator can store tools and other required items.

WHEN RELIABILITY IS EVERYTHING...

PREMIA THE NUMBER ONE

Number one for reliability... number one for productivity... whatever the conditions.
Compact, efficient and resilient, PREMIA powered pallet trucks meet every need.



STANDARD EQUIPMENT AND OPTIONS

	PBV20N3	PBV25N3	PBF20N3R	PBF25N3R	PBF20N3S	PBF25N3S
GENERAL						
Micro-computer incl. hour meter and battery indicator.	●	●	●	●	●	●
Standard display incl. hour meter and battery indicator.	●	●	●	●	●	●
Foldable platform	●	●	—	—	—	—
Fixed platform, rear entry	—	—	—	—	—	—
Fixed platform, side entry	—	—	—	—	●	●
Mechanical tiller arm	●	●	—	—	—	—
Power tiller arm	●	●	—	—	—	—
Comfort tiller arm	—	—	●	●	—	●
Crossway pallet indication on forks and marking on fork tips	●	●	●	●	●	●
Chill store design, down to -10 Degree Celsius	●	●	●	●	●	●
Speed regulated lift motor	●	●	●	●	●	●
On/off valve for lowering, controlled by rocker switch on tiller head	●	●	●	●	●	●
Vulkolan drive wheel	●	●	●	●	●	●
Tandem load wheels vulkolan	●	●	●	●	●	●
Single load wheel	●	—	—	—	—	—
Closed pallet entry/exit	●	●	●	●	●	●
Quick release of battery lock	●	●	●	●	●	●
Battery rollers	●	●	●	●	●	●
Lead-acid batteries	●	●	●	●	●	●
ENVIRONMENT						
Cold store design, 0 Degree Celsius to -30 Degree Celsius	●	●	●	●	●	●
DRIVE AND LIFT CONTROLS						
Heavy duty tiller head - with key switch entry	●	●	●	●	●	●
Tiller up drive	●	●	—	—	—	—
WHEEL OPTIONS						
Vulkolan	●	●	●	●	●	●
Tractothan	●	●	●	●	●	●
Super grip	●	●	●	●	●	●

● STANDARD

● OPTION



STANDARD EQUIPMENT AND OPTIONS (CONTINUED)

	PBV20N3	PBV25N3	PBF20N3R	PBF25N3R	PBF20N3S	PBF25N3S
OTHER OPTIONS						
Power steering	●	●	●	●	●	●
Multifunction display incl. BDI & Hourmeter, PIN code log in (100 codes) and graphic icons	●	●	●	●	●	●
Load backrest	●	●	●	●	●	●
Multi purpose tray	●	●	●	●	●	●
Key switch entry	●	●	●	●	●	●
12V DC power socket	●	●	●	●	●	●
5V USB socket	●	●	●	●	●	●
Equipment bar	●	●	●	●	●	●
Writing desk incl. RAM C holder	●	●	●	●	●	●
Equipment bar holder RAM system size C	●	●	●	●	●	●
Equipment bar holder RAM system size C, 2 pcs	●	●	●	●	●	●
Equipment bar holder RAM size D	●	●	●	●	●	●
Working lights LED	●	●	●	●	●	●
Increased drive speed with/without load 10.5/12.5km/h (only in combination with power steering)	●	●	●	●	●	●
Active Spin Reduction	●	●	●	●	●	●
Special RAL colour	●	●	●	●	●	●

● STANDARD ● OPTION

CHASSIS AND BATTERY DIMENSIONS

Chassis			Battery 24 V type	Battery capacity, Ah	Battery compartment		Cell type	Weight of battery, kg	Approximate weight of truck, kg
Mini	Junior	Senior	Lead-acid		Lift out	Steel rollers		Min/Max	Without battery
●			●	240 - 300	●	●	BS-British standard	250/300	570
	●		●	270 - 375		●	DIN	285/350	595
			●	280 - 400	●	●	BS-British standard		
		●	●	420 - 600	●	●	BS-British standard	350/470	630

Chassis			PBV20/25N3				PBF20/25N3(R)(S)			Truck width b ₁
			Truck length l ₁		AST, mm (1 x EU-pallet lengthwise)		Truck length l ₁	AST, mm (1 x EU-pallet lengthwise)		
Mini	Junior	Senior	Platform up	Platform down	Platform up	Platform down	Platform rear or side entry			
●			1800	2256	2299	2652	2292	2692		740
	●		1844	2300	2379	2732	2372	2772		740
		●	1880	2336	2443	2796	2436	2836		740

● STANDARD ● OPTION

Continuing improvement may lead to changes in specifications

PERFORMANCE & DIMENSIONS

Characteristics			Mitsubishi Forklift Trucks PBV20N3 ⁽⁹⁾	Mitsubishi Forklift Trucks PBV25N3 ⁽⁹⁾	Mitsubishi Forklift Trucks PBF20N3R ⁽⁹⁾
1.1	Manufacturer				
1.2	Manufacturer's model designation				
1.3	Power source		Electric	Electric	Electric
1.4	Operator type		Pedestrian / stand-on	Pedestrian/stand-on	Stand-on
1.5	Load capacity	Q (kg)	2000	2500	2000
1.6	Load centre distance	c (mm)	600	600	600
1.7	Load wheel axle to fork face (forks lowered)	x/x1 (mm)	975	975	975
1.8	Wheelbase	y (mm)	1437	1437	1437
Weight					
2.1	Truck weight without load, with maximum battery weight	kg	750	750	820
2.2	Axle loadings with nominal load & maximum battery weight, drive / load side	kg	1015/1742	1128/2129	1216 / 1691
2.3	Axle loadings without load & with maximum battery weight, drive / load side	kg	570/187	570/187	648 / 169
Wheels, Drive Train					
3.1	Tyres: PT = Power Thane, VuI = Vulkan, P = Polyurethane, N = Nylon, R = Rubber drive/ load side		VuI / VuI	VuI / VuI	VuI / VuI
3.2	Tyre dimensions, drive side	(mm)	235 x 75	235 x 75	235 x 75
3.3	Tyre dimensions, load side	(mm)	85 x 75	85 x 75	85 x 75
3.4	Castor wheel dimensions (diameter x width)	(mm)	150 x 60	150 x 60	150 x 60
3.5	Number of wheels, load / drive side (x = driven)		4/1x+2	4/1x+2	4/1x+2
3.6	Track width (centre of tyres), drive side	b10 (mm)	520	520	520
3.7	Track width (centre of tyres), load side	b11 (mm)	b5 - 175	b5 - 175	b5 - 175
Dimensions					
4.1	Lift height	h3 (mm)	135	135	135
4.2	Seat or stand height	h7 (mm)	171	171	170
4.3	Height of tiller arm / steering console (min. / max.)	h14 (mm)	1099 / 1512	1099 / 1512	1119 / 1428
4.4	Fork height, fully lowered	h13 (mm)	85	85	85
4.5	Overall length	l1 (mm)	1880 / 2256	1880 / 2256	2292
4.6	Length to fork face	l2 (mm)	730 / 1106	730 / 1106	1141
4.7	Overall width	b1/b2 (mm)	740	740	740
4.8	Fork dimensions (thickness, width, length)	s/e/l (mm)	60 / 175 / 1150	60 / 175 / 1150	60 / 175 / 1150
4.9	Outside width over forks (minimum / maximum)	b5 (mm)	540	540	540
4.10	Ground clearance at centre of wheelbase (forks lowered)	m2 (mm)	25	25	25
4.11	Working aisle width (Ast) with 1000 x 1200mm pallets, load crosswise, platform up/down	Ast (mm)	2472 / 2825	2472 / 2825	2865
4.12	Working aisle width (Ast3) with 1000 x 1200mm pallets, load crosswise, platform up/down	Ast3 (mm)	1953 / 2306	1953 / 2306	2346
4.13	Working aisle width (Ast) with 800 x 1200mm pallets, load lengthwise, platform up/down	Ast (mm)	2358 / 2711	2358 / 2711	2751
4.14	Working aisle width (Ast3) with 800 x 1200mm pallets, load lengthwise, platform up/down	Ast3 (mm)	2153 / 2506	2153 / 2506	2546
4.15	Turning radius	Wa (mm)	1666 / 2019	1666 / 2019	2059
PERFORMANCE					
5.1	Travel speed, with / without load	km/h	10 / 10 ⁽⁹⁾	10 / 10 ⁽⁹⁾	10 / 10 ⁽⁹⁾
5.2	Lifting speed, with / without load	m/s	0.07 / 0.09	0.06 / 0.09	0.07 / 0.09
5.3	Lowering speed, with / without load	m/s	0.12 / 0.09	0.11 / 0.09	0.12 / 0.09
5.4	Gradeability, with / without load	%	14 / 22	11 / 22	13 / 15
5.5	Acceleration time (10 metres) with / without load	s	6.1 / 5.3	6.5 / 5.3	6.1 / 5.3
5.6	Service brakes (mechanical / hydraulic / electric / pneumatic)		Electric	Electric	Electric
ELECTRIC MOTORS					
6.1	Drive motor capacity (60 min. short duty)	kW	2.4	2.4	2.4
6.2	Lift motor output at 15% duty factor	kW	2.2	2.2	2.2
6.3	Battery voltage / capacity at 5-hour discharge	V/Ah	24 / 300	24 / 300	24 / 300
6.4	Battery weight	kg	24 / 240-300	24 / 240-300	24 / 240-300
6.5	Energy consumption according to VDI 60 cycle	kWh/vh	0.4	0.42	0.4
MISCELLANEOUS					
7.1	Type of drive control		Stepless	Stepless	Stepless
7.2	Level of noise at the ear level of the driver according to EN 12 053:2001 and EN ISO 4871, drive/lift/ide LpA,z	dB (A)	62	64	62

(7) 10.5 / 12 km/h with power steering and tandem wheels

(8) Comfort Steering

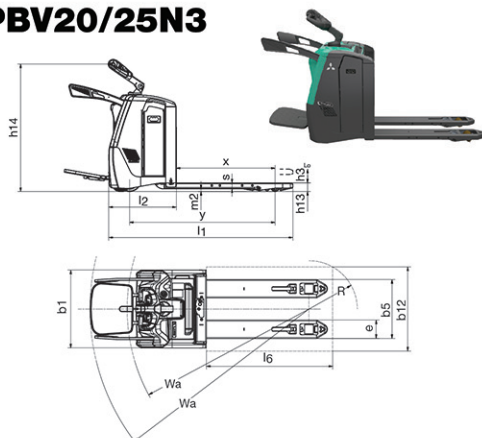
(9) Different chassis sizes to accompany various battery capacities are optional. Optional chassis sizes may influence truck dimensions.

Please refer to the Chassis and Battery tables or ask your dealer for full details.

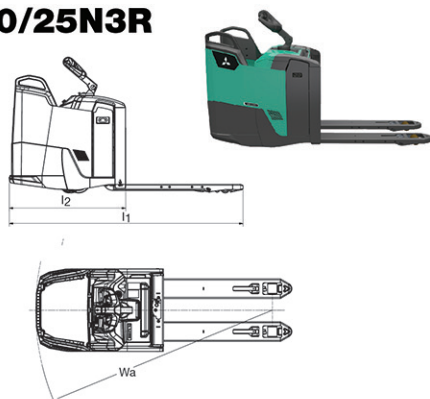
	Mitsubishi Forklift Trucks PBF25N3R ^(*)	Mitsubishi Forklift Trucks PBF20N3S ^(*)	Mitsubishi Forklift Trucks PBF25N3S ^(*)
	Electric	Electric	Electric
	Stand-on	Stand-on	Stand-on
	2500	2000	2500
	600	600	600
	975	975	975
	1437	1437	1437
	820	800	800
	1270/2110	1202/1688	1193/2107
	648/169	634/166	643/166
	V/L / V/L	V/L / V/L	V/L / V/L
	235 x 75	235 x 75	235 x 75
	85 x 75	85 x 75	85 x 75
	150 x 60	150 x 60	150 x 60
	4/1x+2	4/1x+2	4/1x+2
	520	520	520
	b5 - 175	b5 - 175	b5 - 175
	135	135	135
	170	170	170
	1119 / 1428	1130 / 1297 ^(*)	1130 / 1297 ^(*)
	85	85	85
	2292	2292	2292
	1141	1141	1141
	740	740	740
	60 / 175 / 1150	60 / 175 / 1150	60 / 175 / 1150
	540	540	540
	25	25	25
	2865	2865	2865
	2346	2346	2346
	2751	2751	2751
	2546	2546	2546
	2059	2059	2059
	10 / 10 ^(*)	10 / 10 ^(*)	10 / 10 ^(*)
	0.06 / 0.09	0.07 / 0.09	0.06 / 0.09
	0.11 / 0.09	0.12 / 0.09	0.11 / 0.09
	11 / 22	13 / 15	11 / 22
	6.5 / 5.3	6.1 / 5.3	6.1 / 5.3
	Electric	Electric	Electric
	2.4	2.4	2.4
	2.2	2.2	2.2
	24 / 300	24 / 300	24 / 300
	24 / 240-300	24 / 240-300	24 / 240-300
	0.42	0.42	0.42
	Stepless	Stepless	Stepless
	64	62	64

Ast = Wa-x+I6+200
Ast = Working aisle width
Wa = Turning radius

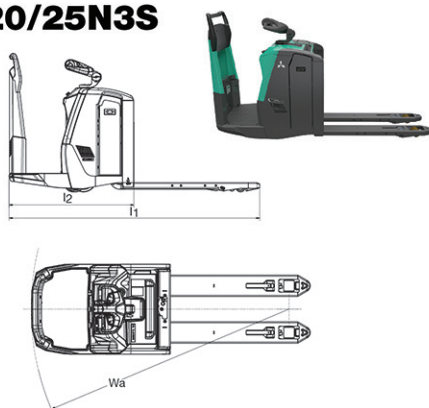
PBV20/25N3



PBF20/25N3R



PBF20/25N3S



Like any product bearing the "MITSUBISHI" name our materials handling equipment benefits from the tremendous heritage, huge resources and cutting-edge technology of one of the world's largest corporations – Mitsubishi Heavy Industries Group.

Engineering spacecraft, jet planes, power plants and more, MHI specialises in those technologies where performance, dependability and superiority decide your success or failure...

So when we promise you quality, reliability and value for money, you know it's a guarantee we have the power to deliver.

That's why every model in our award-winning and comprehensive range of lift trucks and warehouse equipment is built to a high specification – to ensure it keeps working for you. Day after day. Year after year. Whatever the job. Whatever the conditions.

YOU'LL NEVER WORK ALONE

As your local authorised dealer, we are here to keep your trucks working – through our extensive experience, our technical excellence and our commitment to customer care.

We are your local experts, backed by efficient channels to the entire organisation of Mitsubishi Forklift Trucks.

No matter where you are, we are close by – with the capability to meet your needs.

Discover how Mitsubishi Forklift Trucks give you more from your local authorised dealer or when you visit our website www.mitforklift.com.sg

Performance specifications may vary depending on standard manufacturing tolerances, vehicle condition, types of tyres, floor or surface conditions, applications or operating environment. Trucks may be shown with non-standard options. Specific performance requirements and locally available configurations should be discussed with your distributor of Mitsubishi forklift trucks. We follow a policy of continual product improvement. For this reason, some materials, options and specifications could change without notice.

© 2020 by MLAP. All Rights Reserved. All registered trademarks are the property of their respective owners. Printed in Singapore.

FMIT0177 (11/20)

